

MIDJOURNEY CHRONICLES · EP. 30

Twenty-nine lessons, one per page: the code, the idea, a starter prompt you can copy, and the tip that makes it work.

HOW TO USE THIS

One page per episode. Copy, fill, run.

Every page has the same four parts. Fill the `[BRACKETS]` in the starter prompt with your own subject and run it as is. Change one thing at a time so you can see what each part does.

01

THE CODE

The SREF, profile, moodboard or method behind the look.

02

THE IDEA

What it does and why it works, in a few lines.

03

STARTER PROMPT

The structure from the episode. Your subject goes in the brackets.

04

THE TIP

What we learned testing it: where it breaks and how to fix it.

Midjourney changes fast. Prompts were tested on the version shown in each one (mostly V8.2). If a code looks different for you, try --sw and --stylize before you give up on it.

THE INDEX

MIDJOURNEY CHRONICLES

EP. 1
One SREF, any subject.
SREF 2957596189



MIDJOURNEY CHRONICLES

EP. 2
One prompt, four versions.
Permutations · no SREF



MIDJOURNEY CHRONICLES

EP. 3
Two colors, any subject.
SREF 3851985279



MIDJOURNEY CHRONICLES

EP. 4
One recipe, any location.
Recipe tail · no SREF



MIDJOURNEY CHRONICLES

EP. 5
Hong Kong after the rain.
5 questions + seed · no SREF



MIDJOURNEY CHRONICLES

EP. 6
Clay characters.
SREF 4890268820



MIDJOURNEY CHRONICLES

EP. 7
Impossible places.
SREF 229950833



MIDJOURNEY CHRONICLES

EP. 8
Everything flows.
SREF 3490267499



MIDJOURNEY CHRONICLES

EP. 9
One red, nothing else.
Profile iqeclyt



MIDJOURNEY CHRONICLES

EP. 10
One wall, any story.
SREF 4056264302 + qddasoh



MIDJOURNEY CHRONICLES

EP. 11
Same scene, four films.
Film stocks · no SREF



MIDJOURNEY CHRONICLES

EP. 12
One ladder, seven rungs.
Shot sizes · no SREF



MIDJOURNEY CHRONICLES

EP. 13
One recipe, nine places.
Recipe tail · no SREF



MIDJOURNEY CHRONICLES

EP. 14
One profile, two jobs.
Profile ecabrhy



MIDJOURNEY CHRONICLES

EP. 15
Same road, four camera heights.
Camera angles · no SREF



MIDJOURNEY CHRONICLES

EP. 16
Golden hour, bent time.
SREF 7968751416



THE INDEX CONTINUED

MIDJOURNEY CHRONICLES

EP. 17

One twist, any character.

SREF 802845807



MIDJOURNEY CHRONICLES

EP. 18

Oil Flowers.

SREF 3668888938



MIDJOURNEY CHRONICLES

EP. 19

Ink District. Make it move.

SREF 2139216770::2 3298168708



MIDJOURNEY CHRONICLES

EP. 20

Dark Rainbow.

SREF 2782311405 + 1630585373



MIDJOURNEY CHRONICLES

EP. 21

It's all about squares.

SREF 8361319527



MIDJOURNEY CHRONICLES

EP. 22

Rodeo in candy colours.

Moodboard m7517241652091206895



MIDJOURNEY CHRONICLES

EP. 23

Every face has a secret.

SREF 3791308093



MIDJOURNEY CHRONICLES

EP. 24

Everything turns emerald.

SREF 1460685076



MIDJOURNEY CHRONICLES

EP. 25

Five questions, seven worlds.

Beltrán method · no SREF



MIDJOURNEY CHRONICLES

EP. 26

Niji 8 is here.

Style tail · --niji 8



MIDJOURNEY CHRONICLES

EP. 27

Every shot a Polaroid.

SREF 774884368



MIDJOURNEY CHRONICLES

EP. 28

Magic Green.

SREF 3912809755



MIDJOURNEY CHRONICLES

EP. 29

Ink Obsession.

SREF 2997465686



MIDJOURNEY CHRONICLES

EP. 30

The Full Stack.

All 29 episodes, every prompt



EPISODE 01



01

ONE SREF, ANY SUBJECT

Can you break it?

`--sref 2957596189`

Surreal editorial portraits sliced into stacked spiral layers, wrapped in ribbons or rebuilt from found objects. Moody teal backdrop, warm amber glow, film grain. One code, any subject.

STARTER PROMPT

```
A surreal editorial portrait of [YOUR SUBJECT], its form sliced into stacked spiraling layers and reassembled from [MATERIAL / OBJECTS]. Moody dark teal-grey background, warm glints on the edges, cinematic side light, analog film grain. --ar 4:5 --sref 2957596189 --sw 300
```

THE TIP

Try raw and standard mode. Lower --sw to 150 if faces get doll-like.

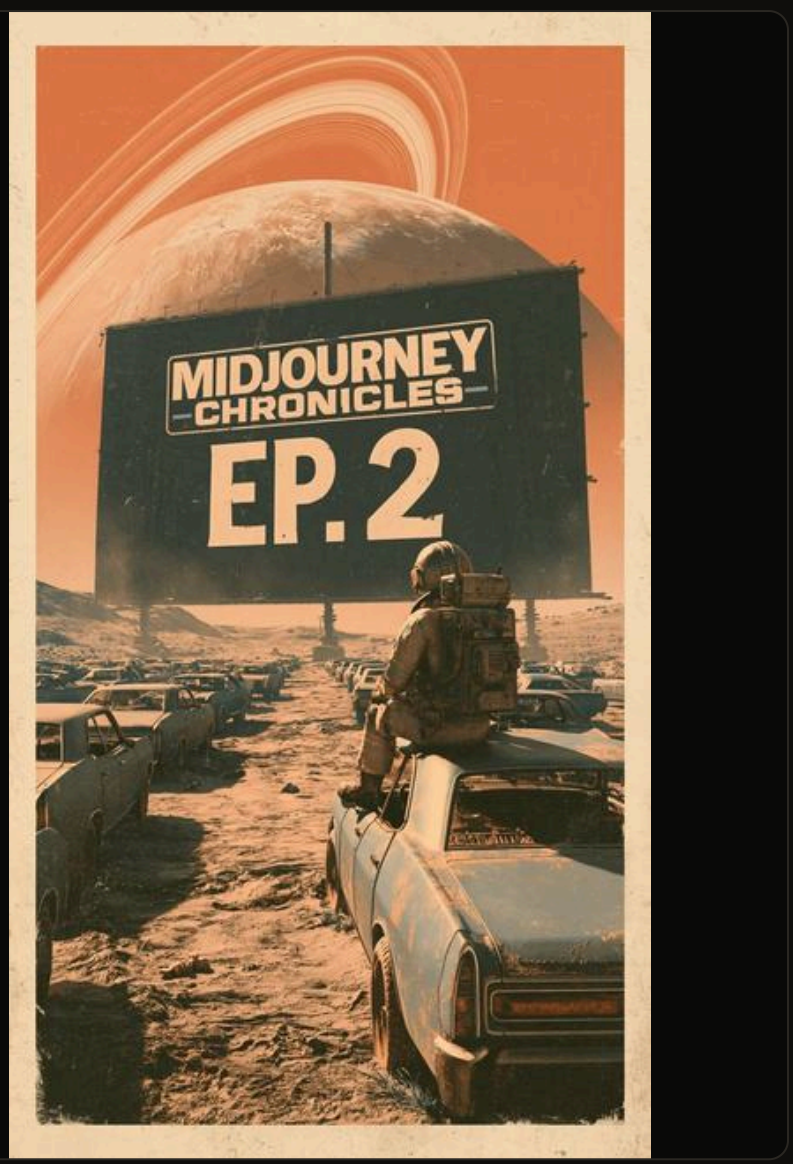

02

ONE PROMPT, FOUR VERSIONS

Which one wins?

`--v {6.1, 7, 8.1, 8.2}`

No SREF. The tool is permutations: put options inside curly brackets and Midjourney launches one job per value. One prompt, run across several model versions at once, shows how each one reads the same idea.

STARTER PROMPT

```
A science-fiction illustration in high-contrast screen-printed style. An abandoned 1970s [PLACE] on a [PLANET TYPE] alien planet, [DETAILS], a lone [CHARACTER] [ACTION], a colossal [SKY OBJECT] rising behind it in a [SKY COLOR] sky. Bold limited palette of [COLOR 1], [COLOR 2] and [COLOR 3], aged paper grain. --v {6.1, 7, 8.1, 8.2} --ar 9:16 --style raw --s 750 --no text, letters, typography, credits, small print, watermark, signature, logo
```

THE TIP

Keep the parameters the same so the comparison stays fair. Leave V6 out: it crashes the batch. Then run it with Personalization ON vs OFF.

EPISODE 03



03

TWO COLORS, ANY SUBJECT

Can you break it?

`--sref 3851985279`

Sunny 1970s street photography locked to two colors: denim blue and egg-yolk yellow. Long lens, hard sunlight, warm film grain. Name one yellow detail and one blue detail and the palette holds.

STARTER PROMPT

```
A 1970s street photograph of [SUBJECT] [ACTION] at [PLACE], [YELLOW DETAIL] and [BLUE DETAIL], hard summer sunlight, long telephoto lens, shallow depth of field, analog film grain. --ar 4:5 --sref 3851985279
```

THE TIP

Push or relax the look with --sw: 300 for a stronger 70s look, 50 if your subject gets lost. Name the colors ("cobalt blue", "egg-yolk yellow"), not a brand.

EPISODE 04



04

ONE RECIPE, ANY LOCATION

Can you keep the series together?

`Recipe tail · no SREF`

Method: Juan Carlos Beltrán, Midjourney as a Creative Tool.

No style reference. Every prompt ends with the same recipe tail: light, palette, one material, a lens and one recurring object. Change only the location and the series still holds together.

STARTER PROMPT

```
[LOCATION], [ONE CONCRETE DETAIL], [WHERE THE CAMERA STANDS], [AIR], last golden light, burnt orange, deep teal, bone white, sun-worn metal, wide-angle 24mm, a lone vintage motorcycle --ar 4:5 --s 100 --v 8.2
```

THE TIP

Say where the camera stands. The recipe holds even when MJ overrides the light.

EPISODE 05



05

HONG KONG AFTER THE RAIN

`5 questions + seed + tail · no SREF`

Method: Juan Carlos Beltrán, Midjourney as a Creative Tool.

Five questions, one seed and one recipe tail. Answer the questions (who we see first, what they're doing, the one detail, where exactly in Hong Kong, where the camera stands), start with the seed, end with the tail, and every image looks like the same night.

STARTER PROMPT

```
Hong Kong after the rain, people caught inside the neon: [WHO: age, skin, one feature], [GESTURE], [ONE DETAIL], [WHERE IN HONG KONG], [WHERE THE CAMERA STANDS], rainy night, wet pavement reflecting the neon, steamy humid air, lantern red, deep teal, worn metal, real unretouched skin with visible pores and fine lines, CineStill 800T --ar 4:5 --style raw --s 100 --v 8.2 --no plastic skin, airbrushed, retouching, beauty filter
```

THE TIP

For real faces, describe the skin ("visible pores and fine lines") and skip "ultra realistic" or "8K", which make faces look plastic.



06
CLAY CHARACTERS

Who would you sculpt?

`--sref 4890268820`

Turns anything into a handmade stop-motion clay figure: fingerprints in the clay, sculpted hair, knitted sweaters, tiny miniature sets. The one rule: start every prompt with "claymation art,".

STARTER PROMPT

```
claymation art, [CHARACTER], [EVERYDAY JOB OR ACTION], [THE JOKE: WHO IS REACTING], [PLACE], visible fingerprints in the clay, [LIGHT] --chaos 5 --ar 4:5 --style raw --sref 4890268820 --hd
```

THE TIP

Old, grumpy characters with wrinkles and big noses look best in clay. Fluffy round animals drift toward a 3D render. Red scribbles on skin? Add --no red marks, scribbles on skin.



07 IMPOSSIBLE PLACES

Can you bend the rules?

`--sref 229950833`

"MC Escher with a fever dream": impossible architecture and staircases in every direction of gravity, in fine engraved linework. The SREF alone gives a soft painted portrait; the Escher magic comes from the prompt.

STARTER PROMPT

```
MC Escher's artwork, [REAL INTERIOR], [THE ONE RULE THAT BREAKS], [A PERSON OR ANIMAL REACTING (OR NOT)] --ar 4:5 --style raw --sref 229950833 --sw 200 --stylize 75 --exp 25 --hd --v 8.1
```

THE TIP

Interiors work best: stairs, arches and ceilings give the twist something to grab. Every image came out black-and-white engraving without asking. --exp gives a new structure on every reroll.



08 EVERYTHING FLOWS

What would you unravel?

`--sref 3490267499`

"Minimal Gradient Cubism": flat geometric figures, grainy gradients, ribbons of fine parallel lines and big perfect circles in teal, orange, red and purple on cream. Pick ONE thing that flows out of your subject and becomes the ribbons.

STARTER PROMPT

```
minimal gradient illustration, [SUBJECT], [WHAT FLOWS OUT OF THEM AS RIBBONS OF FINE LINES], [PLACE], teal, orange, red and purple on a cream background --chaos 30 --ar 4:5 --style raw --sref 3490267499 --v 8.1
```

THE TIP

Anything that flows gets pulled into the head: the trumpeter lost his trumpet and the music became his hair. If a prop matters, name it early and strongly.

EPISODE 09



09

ONE RED, NOTHING ELSE

Can you keep it to one color?

`--profile iqeclyt`

Idea inspired by aseelswaid9's "Mixture" posts.

A moodboard built from my own images: a near-black world, one huge red sun, one white cloud, black mirror water. Red is the only color allowed. The code gives the world; the words give the signature.

STARTER PROMPT

```
[SUBJECT] [DOING SOMETHING] [PLACE], [ONE RED OBJECT], a huge red sun disc, a single white cloud drifting across the sun, red reflections on the water --ar 4:5 --profile iqeclyt
```

THE TIP

With the code alone you get black, grey, red and mirror water, but no sun and no cloud. Ask for them in the prompt.

EPISODE 10

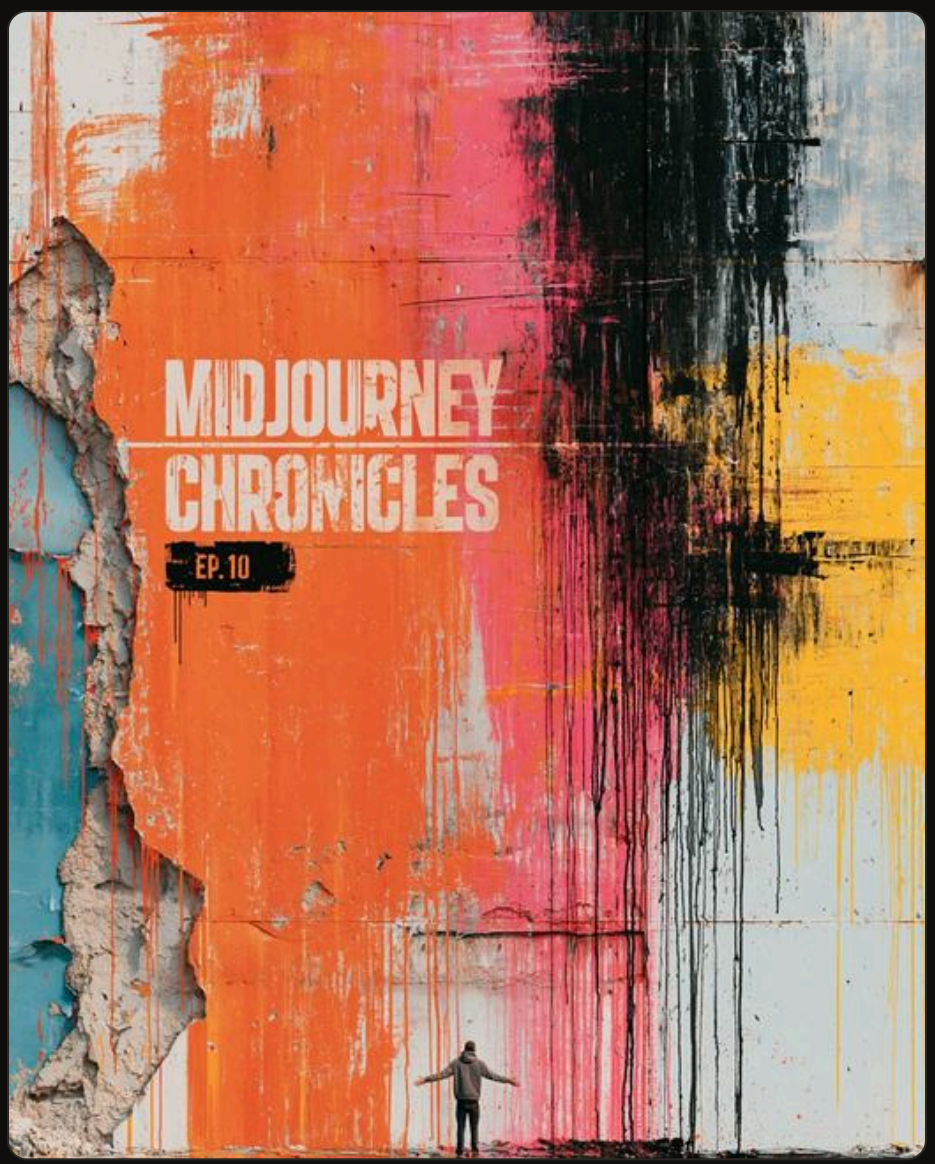

10

ONE WALL, ANY STORY

`--sref 4056264302 --profile qddasoh`

Turns anything into street art on an old rotten wall: stencil graffiti, paint drips, torn plaster, and a palette of orange, pink, yellow, sky blue and black. One sentence, one blank.

STARTER PROMPT

```
old rotten wall depicting a graffiti of [SUBJECT], [WHAT THEY'RE DOING] --chaos 5 --ar 4:5 --style raw --sref 4056264302 --profile qddasoh --stylize 200 --hd --no words, letters, text, gibberish text, captions, signatures
```

THE TIP

Shoot it over the shoulder: "seen from behind over the shoulder, close up" with a real place "blurred ahead". The --no list keeps the wall free of the headline words this SREF loves to add.

EPISODE 11



11

SAME SCENE, FOUR FILMS

Can you tell them apart?

`Film stocks · no SREF`

Method: Mark Isle, The Director's Eye (PRMPT).

A prompt without a film stock leaves palette, grain, contrast and era to chance. Name one stock and you set all four at once. Put the film in the last slot as a permutation: one prompt, four films.

STARTER PROMPT

```
[cinematic street portrait], [SUBJECT: AGE, LOOK, ONE DETAIL], [SHOT + ANGLE], [CLOTHING], [WHAT THEY'RE DOING], [PLACE], [LIGHT + MOOD], [LENS + EFFECTS], [{Kodak Portra 400, CineStill 800T, Kodak Tri-X 400, Kodak Vision3 500T pushed two stops}] --chaos 5 --ar 4:5 --style raw --p --stylize 150 --v 8.2
```

THE TIP

No colour slot on purpose: the film picks the colours. Tri-X went black-and-white on its own. Not a guarantee: a red safelight beat Ilford Delta 3200. If it must be mono, say so in the first slot.



12

ONE LADDER, SEVEN RUNGS

How close is too close?

`Shot sizes · no SREF`

Method: Mark Isle, The Director's Eye (PRMPT).

Same scene, different camera distance: macro detail, close-up, medium, full body, wide. The shot goes in slot 3; put several rungs inside { } and Midjourney runs one job per rung.

STARTER PROMPT

```
[cinematic documentary photograph], [SUBJECT + ONE CLOSE DETAIL], [{macro detail of THE DETAIL, close-up, full body shot, wide establishing shot}, eye-level], [CLOTHING], [ACTION], [PLACE + ONE WIDE DETAIL], [LIGHT + MOOD], [EFFECTS], [ONE FILM STOCK] --chaos 5 --ar 4:5 --style raw --p --stylize 150 --v 8.2
```

THE TIP

MJ cheats at the far end of the ladder: with a person in frame it wants to see them. Write "small in the frame". Each rung is a job: 4 rungs = 16 images.

EPISODE 13



13

ONE RECIPE, NINE PLACES

Can you make them feel like one trip?

`Recipe tail · no SREF`

Method: Juan Carlos Beltrán, Midjourney as a Creative Tool.

Nine real places in Mexico, from a desert motel to a Candela shell and the Pyramid of the Moon. Every prompt ends with the same tail: same hour, palette, lens and one recurring motif. That shared ending makes nine places read as one trip.

STARTER PROMPT

```
[SUBJECT + WHAT IT'S DOING], [ONE SMALL DETAIL], [REAL PLACE, CITY], seen from [WHERE THE CAMERA IS], golden hour with the sun low and raking, warm still air, faded pink, burnt ochre and deep teal shadow, raw concrete, one long shadow stretching across the ground, wide-angle 24mm film photograph --chaos 5 --ar 4:5 --style raw --p --v 8.2
```

THE TIP

The recipe can beat reality: the colourful Torres de Satélite came back grey because the tail says "raw concrete". If a place must look like itself, name its colours in the scene part.

EPISODE 14



14

ONE PROFILE, TWO JOBS

Can you spot what it adds?

`--profile ecabrhy`

Primary Pop profile by Stephanie (Woollyfern).

A personalization profile, not an SREF: Primary Pop. Left alone it draws bold red-blue-yellow graphics. Put "candid photo" in front and you get bright, colourful photos with real skin. Three tests: the null prompt, ON vs OFF with the same seed, and Stylize as the volume knob.

STARTER PROMPT

```
a candid photo of [SUBJECT] in [ONE BOLD COLOUR] in front of [A WALL OR PLACE IN ANOTHER PRIMARY COLOUR] --ar 4:5 --style raw --profile {none, ecabrhy} --seed [ANY NUMBER] --chaos 5 --stylize 250 --hd --v 8.2
```

THE TIP

Name a colour and you beat the profile. Want the pure profile look? Leave colours out and push Stylize to 500.

EPISODE 15



15

SAME ROAD, FOUR CAMERA HEIGHTS

Who holds the power?

`Camera angles · no SREF`

Method: Mark Isle, The Director's Eye (PRMPT).

Distance decides what you see; camera height decides who holds the power. One scene, one film, one shot: only the height changes, eye-level, low, high and overhead, all in one prompt with { }.

STARTER PROMPT

```
[cinematic 1970s road trip photograph], [YOUR SUBJECT + VEHICLE], [wide shot, {eye-level from the roadside, low angle from the asphalt looking up, high angle from the hillside above the road, overhead drone view straight down}], [CLOTHING], [ACTION], [REAL PLACE], [COLOURS], [DAYLIGHT + MOOD], [GRAIN], [FILM STOCK] --chaos 5 --ar 4:5 --style raw --p --stylize 150 --v 8.2
```

THE TIP

Write the angle as a place where the camera stands, shoot in daylight and keep the subject close. Far away, every angle flattens back to eye level.



16

GOLDEN HOUR, BENT TIME

What would you let the light melt?

`--sref 7968751416`

"Surreal Sunset" bends time inside a real photograph: anything that moves turns into long streaks of orange light, skylines stretch, crowds become ghost double exposures. Your job is to decide what melts and what stays sharp.

STARTER PROMPT

```
a photograph of [REAL PLACE] at sunset, [SUBJECT STAYING SHARP], [WHAT MELTS INTO STREAKS OF ORANGE LIGHT], warm amber glow, pale cream sky --ar 4:5 --style raw --sref 7968751416 --v 8.2 --no text, letters, words
```

THE TIP

"Sharp and still" is a request, not a promise. Give the sharp part to something big and close to the camera and the motion to everything behind it.



17

ONE TWIST, ANY CHARACTER

How weird can you go?

`--sref 802845807`

Turns anything into a painted 3D caricature: big heads, huge eyes, every texture in detail, sunny teal skies. The code brings the look; you bring the joke: one character, one everyday place, ONE impossible twist.

STARTER PROMPT

```
[CHARACTER] [THE ONE IMPOSSIBLE TWIST], [EVERYDAY PLACE], [WHO REACTS] --chaos 10 --ar 4:5 --stylize 200 --sref 802845807 --v 8.2
```

THE TIP

Physical twists get drawn, poetic twists get ignored. "Houses that lean in to listen" gave zero eyes; "each house has two giant cartoon eyes instead of windows" works.

EPISODE 18



18

OIL FLOWERS

What would you let bloom?

```
--sref 3668888938
```

Raised oil paint, flowers that turn into spiral rosettes and a cream canvas with lots of empty sky. Whatever you say is covered in flowers gets covered: a coat, a car, a facade, hot-air balloons.

STARTER PROMPT

```
[SUBJECT] [DOING SOMETHING] in [REAL PLACE], [WHAT IS COVERED IN PAINTED FLOWERS AND CIRCLES], [ONE SMALL FIGURE OR DETAIL], cream canvas sky --chaos 10 --ar 4:5 --sref 3668888938 --v 8.2
```

THE TIP

Get close to a face and the technique changes into mixed media and fine embroidered lines. Wide shots keep people small and painted.



19

INK DISTRICT

Make it move.

```
--sref 2139216770::2 3298168708
```

Asian-inspired comic art: sharp ink lines, deep blue nights and pops of orange, pink and yellow. Two SREFs blended; the ::2 gives the first code double weight. The trick: motion blur on what moves, sharp background.

STARTER PROMPT

```
[SUBJECT] [DOING SOMETHING FAST] in [CITY PLACE], strong motion blur on [WHAT MOVES], [SIGNS / LANTERNS / WIRES], deep blue [TIME OF DAY] light with [COLOR] glow --chaos 10 --ar 4:5 --sref 2139216770::2 3298168708 --v 8.2
```

THE TIP

Subways, crosswalks and rooftops stay in style best. Daylight concrete drifts to photo. Text on a sign: big, close and facing the camera.



20

DARK RAINBOW

What happens when you forget to clear your first SREF?

```
--sref 2782311405 1630585373
```

Mix found by a member of the FTA community, who named it "Dark Rainbow".

Two SREFs that should never work together: one almost pure black (ember rim lighting), one a loud metallic rainbow. Together: near-black frames where the rainbow only lives on edges and reflections.

STARTER PROMPT

```
a cinematic photograph of [SUBJECT] in [DARK PLACE], ember rim light along [EDGES], metallic rainbow reflections on [GLOSSY SURFACE], deep black shadows --chaos 5 --ar 4:5 --style raw --sref 2782311405 1630585373 --sw 500 --stylize 250 --hd --v 8.2
```

THE TIP

Give the rainbow something hard and glossy: car paint, chrome, wet pavement, a trumpet bell. The two codes are a dial: try ::2/::1 for darker.

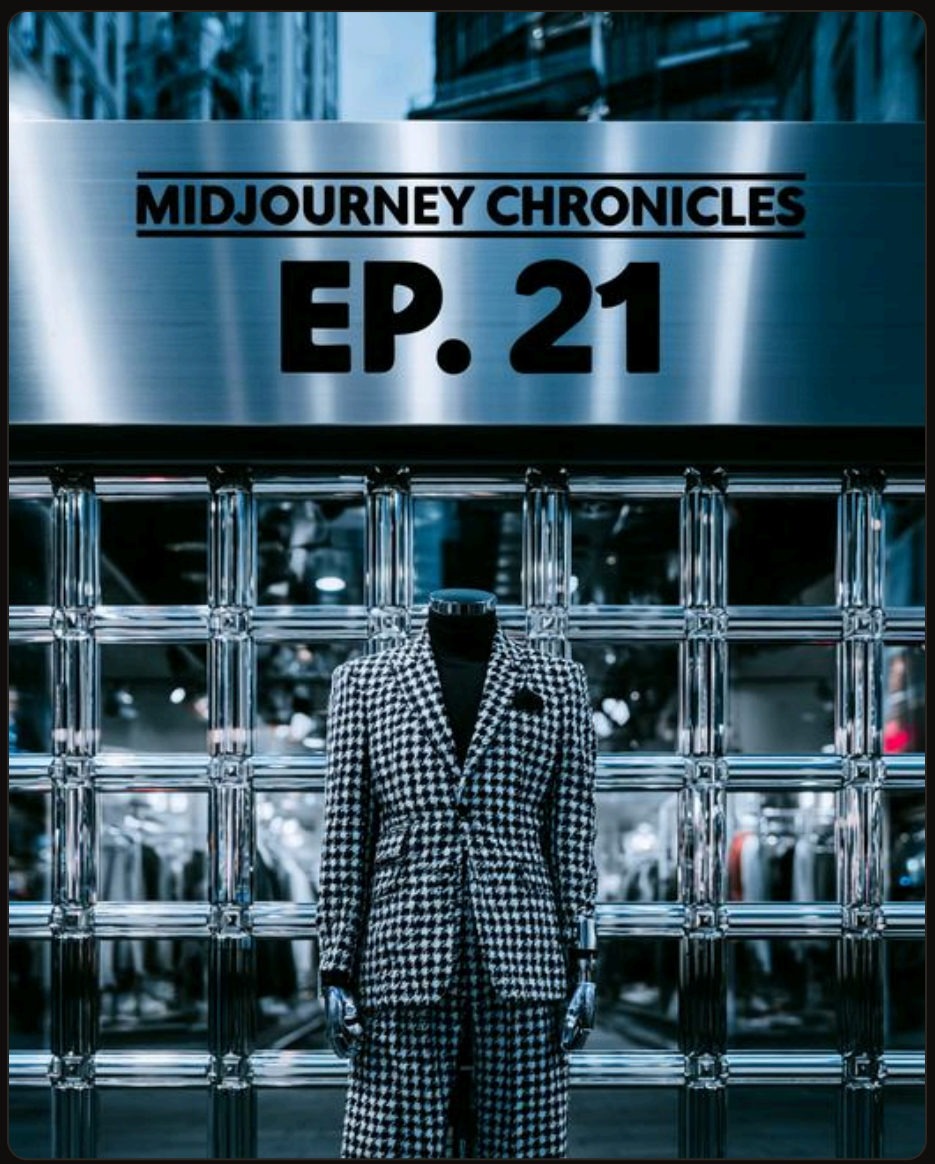

21

IT'S ALL ABOUT SQUARES

How many can you fit in one frame?

`--sref 8361319527`

A style built with Midjourney's Style Creator: squares, metal, mirrors, houndstooth, plaid, cool colors. Don't ask for "squares": put them inside a real photo, on the clothes, on the wall, floating in the air.

STARTER PROMPT

```
a medium portrait of [WHO] in a black and white houndstooth [GARMENT] [POSE], the wall behind made of glass blocks and small mirror squares, a teal door at the edge of the frame, [LIGHT], shallow depth of field --chaos 5 --ar 4:5 --style raw --sref 8361319527 --sw 150 --stylize 250 --v 8.2
```

THE TIP

--sw changes how hard the style pushes, not what the scene is. At 300 the cubes get bigger and the contrast harsher.

EPISODE 22



22

RODEO IN CANDY COLOURS

What would you knit?

`--p m7517241652091206895`

Moodboard shared by Michelle Telkamp.

A moodboard code is a style you can pass around: Western styling, oversized shapes, knit and plush textures, candy colours. Add --p and the code, and every prompt picks up the whole look. --stylize is the volume knob.

STARTER PROMPT

```
a fashion editorial photo of [MODEL / SUBJECT] wearing [OVERSIZED KNIT OR FUZZY PIECE], [WESTERN PROP MADE OF YARN OR PLUSH], [PLACE], bright blue sky, soft daylight --ar 4:5 --v 8.2 --p m7517241652091206895 --stylize {100, 400, 800}
```

THE TIP

Fashion shoots and close-ups show the knit and mohair best. Keep it away from horses and cacti.

EPISODE 23



23

EVERY FACE HAS A SECRET

Who's in your noir?

`--sref 3791308093`

Pure film noir: hard shadows, smoke, rain and one light that stops right where the secret starts. A different person in every frame and the mood holds. The same code gives a photoreal film still or a flat graphic poster.

STARTER PROMPT

```
Noir Portraits: [WHO] in [WHERE], [ONE LIGHT SOURCE] on their face, [ONE DETAIL: smoke, rain, blinds]; --chaos 20 --ar 4:5 --stylize 300 --sref 3791308093 --v 8.2
```

THE TIP

--chaos 20 makes the grid jump between photo and poster. Want only film stills? Drop to --chaos 5.

EPISODE 24



24

EVERYTHING TURNS EMERALD

What would you paint green?

`--sref 1460685076`

An SREF carries a palette: this one repaints everything emerald and cream with small orange-red accents. Ask for a yellow tram and you get a green one. Photoreal portraits, storybook streets, fuzzy monsters.

STARTER PROMPT

```
[YOUR SCENE: a small character in a big real place]; --chaos 12 --ar 4:5 --stylize 600 --sref 1460685076 --v 8.2
```

THE TIP

Orange and red survive the repaint. Give it fur and it goes wild.

EPISODE 25



25

FIVE QUESTIONS, SEVEN WORLDS

What are your answers?

`Beltrán method · no SREF`

Method: Juan Carlos Beltrán, Midjourney as a Creative Tool.

No style code. Every image answers the same five questions: Focus, Gesture, Temperature, Geography, Film. Answer them differently each time and every image is a different world.

STARTER PROMPT

```
[FOCUS] [GESTURE] in [GEOGRAPHY], [TEMPERATURE: light + weather], [WHERE THE CAMERA STANDS], [3 COLOURS], [FILM] --ar 4:5 --style raw --s 100 --v 8.2 --no 3d render, CGI, plastic
```

THE TIP

Same tail + same settings = twins. Change all five answers for a new world. A black-and-white film (Tri-X) turns the whole image B&W.

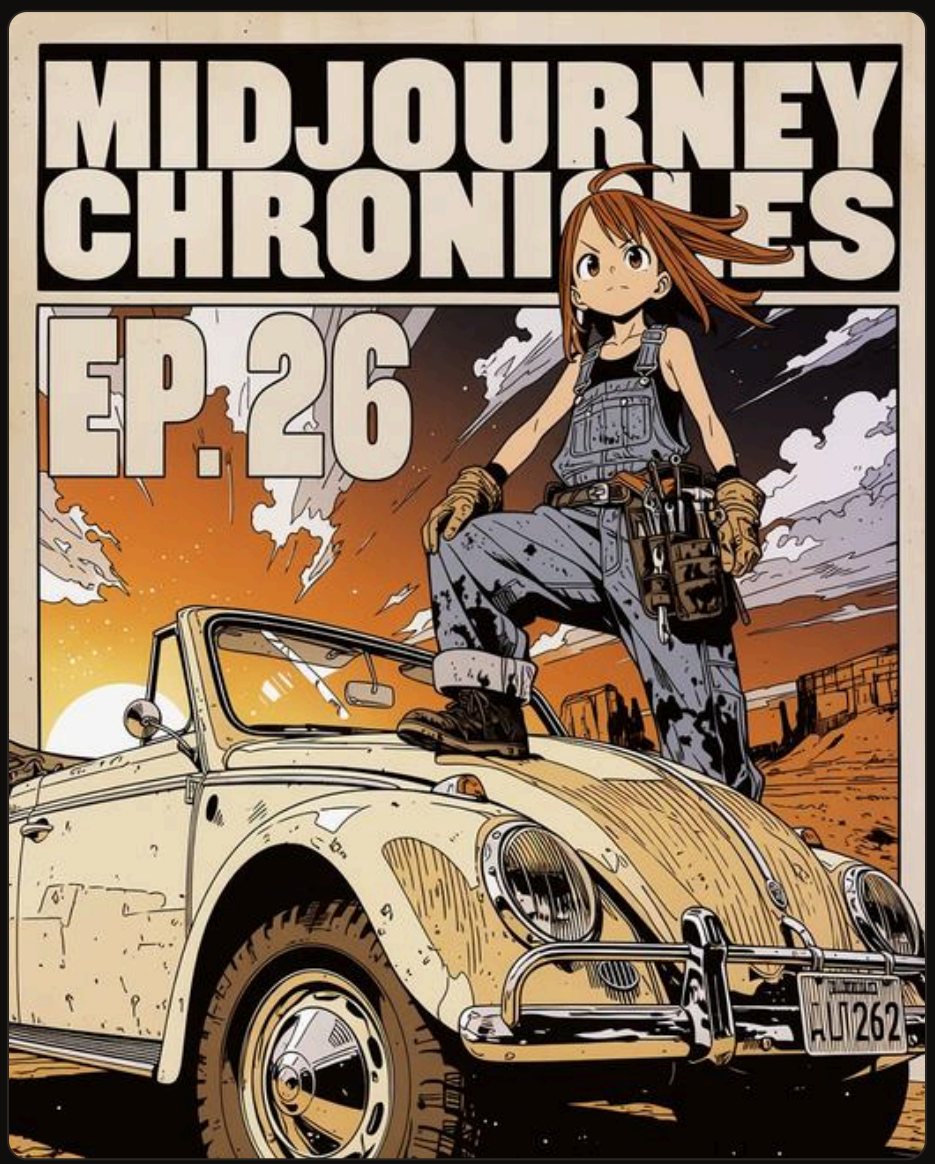

26

NIJI 8 IS HERE

One style tail, any world.

`--niji 8 + style tail`

Niji 8, Midjourney's new anime model: fastest yet, HD option, and Edit replaces cref. Lock a look with a style tail: change the subject all you want, end every prompt with the same tail.

STARTER PROMPT

```
[SUBJECT doing ACTION] in [PLACE] at [TIME], [ONE SMALL DETAIL], cinematic anime background art, quiet lo-fi atmosphere, small lone subject in a large detailed space, one practical light source, deep teal shadows and warm orange glow, soft film grain --niji 8 --ar 4:5
```

THE TIP

Be literal with numbers: "a red sock" gave two; "one single red sock" gave one. Higher --s fills the room with people.



27

EVERY SHOT A POLAROID

What would you pin to the fridge?

`--sref 774884368`

Turns any real moment into a faded instant photo: soft focus, teal shadows, warm skin, light leaks. On its own about half come out without the white frame; one phrase at the start fixes that.

STARTER PROMPT

```
vintage Polaroid instant photo with a thick white frame border, [SUBJECT] [DOING WHAT], [WHERE], [LIGHT / TIME OF DAY] --chaos 12 --ar 4:5 --stylize 400 --sref 774884368
```

THE TIP

Put the frame phrase first. This code can't spell on V7: for text add --v 8.2 and --sw 100.



28

MAGIC GREEN

What would you put against a green wall?

```
--sref 3912809755
```

A 1970s fashion editorial in a bottle: sage and bottle-green walls, coral pink accents, patterned clothes, freckles, film grain. Name one green surface and one coral detail and the code does the rest.

STARTER PROMPT

```
[WHO, with one patterned piece] [DOING WHAT] in [A REAL PLACE], [ONE GREEN SURFACE], [ONE CORAL OR PINK DETAIL] --chaos 10 --ar 4:5 --sref 3912809755 --stylize 150 --v 8.2
```

THE TIP

Green spreads: ask for one green beret and the vendor gets one too. For text: a hanging illuminated sign with --style raw --sw 100.



29

INK OBSESSION

What would you colour red?

`--sref 2997465686`

Everything in black-and-white ink: layered fine lines, heavy shadows, manga energy. Colour only shows up where you ask. Name one red object and one blue object; those are the only things that get colour.

STARTER PROMPT

```
[WHO / WHAT] [DOING WHAT] in [A REAL PLACE], [ONE RED OBJECT], [ONE BLUE OBJECT] --chaos 10 --ar 4:5 --sref 2997465686 --stylize 150 --v 8.2
```

THE TIP

Small accents read loud: one red lantern on a whole lighthouse. Steam, night light and rain push it toward photo; add "ink drawing, fine line hatching".

YOUR TURN

Pick one page. Make it yours.

Take any starter prompt, swap in your own subject, and run it. Then change one thing: the code, the --stylize, the film, the camera height. That one change is the lesson.

Mix them. A recipe tail from Ep. 04 works on top of a film stock from Ep. 11. The angle wheel from Ep. 15 works with any SREF in here.

MIDJOURNEY CHRONICLES

EP. 6

Clay characters.

SREF 4890268820



MIDJOURNEY CHRONICLES

EP. 14

One profile, two jobs.

Profile ecabrhy



MIDJOURNEY CHRONICLES

EP. 19

Ink District. Make it move.

SREF 2139216770::2 3298168708



MIDJOURNEY CHRONICLES

EP. 24

Everything turns emerald.

SREF 1460685076



MIDJOURNEY CHRONICLES

EP. 28

Magic Green.

SREF 3912809755

